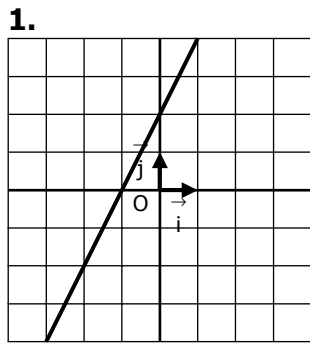
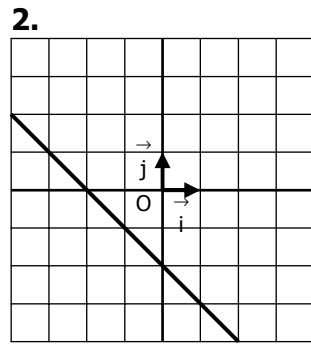


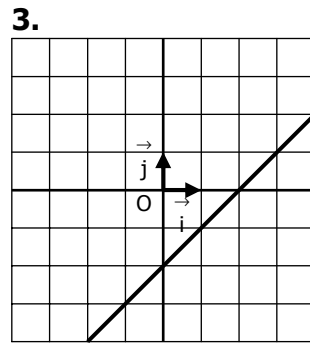
Déterminer graphiquement l'expression de la fonction affine dont on a tracé la courbe :



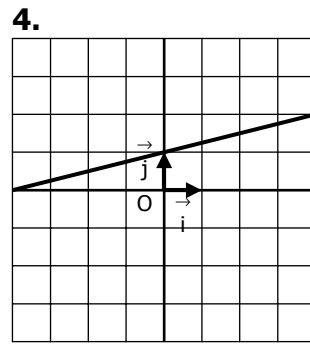
$f: x \mapsto \dots\dots\dots$



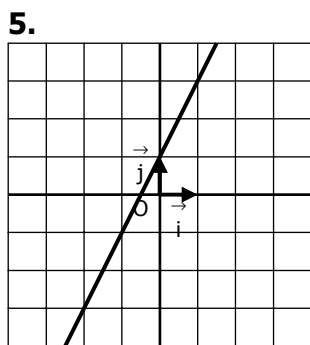
$f: x \mapsto \dots\dots\dots$



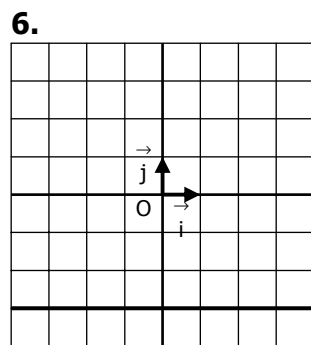
$f: x \mapsto \dots\dots\dots$



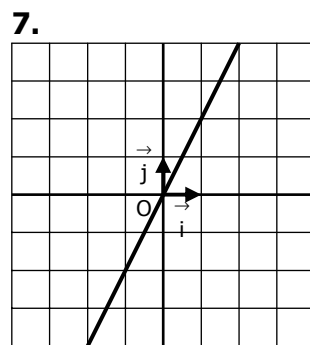
$f: x \mapsto \dots\dots\dots$



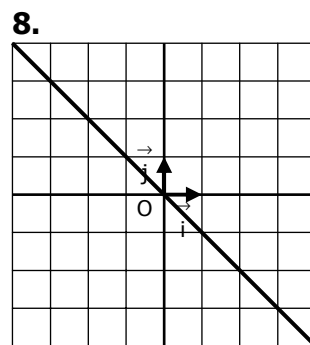
$f: x \mapsto \dots\dots\dots$



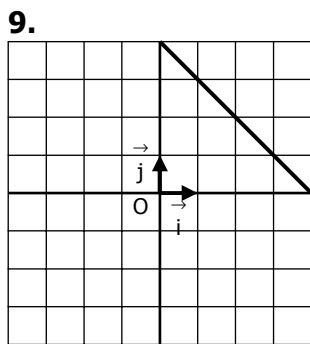
$f: x \mapsto \dots\dots\dots$



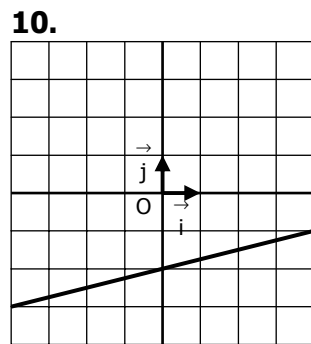
$f: x \mapsto \dots\dots\dots$



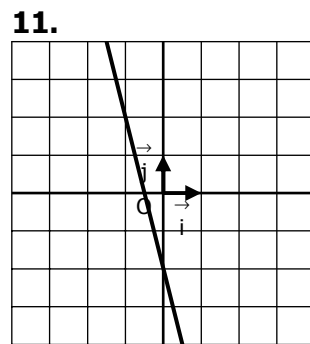
$f: x \mapsto \dots\dots\dots$



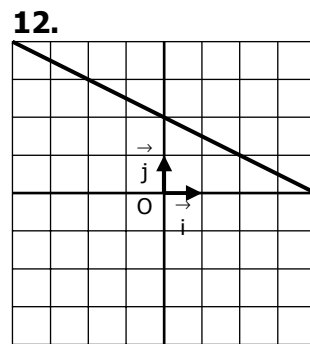
$f: x \mapsto \dots\dots\dots$



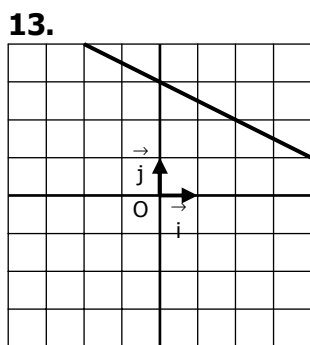
$f: x \mapsto \dots\dots\dots$



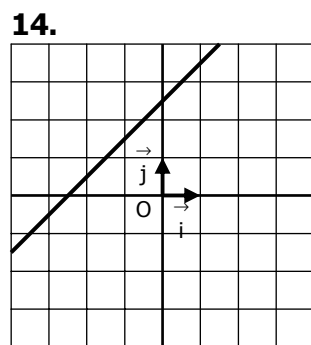
$f: x \mapsto \dots\dots\dots$



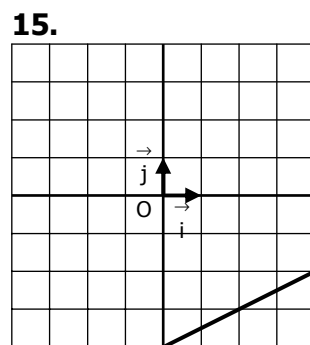
$f: x \mapsto \dots\dots\dots$



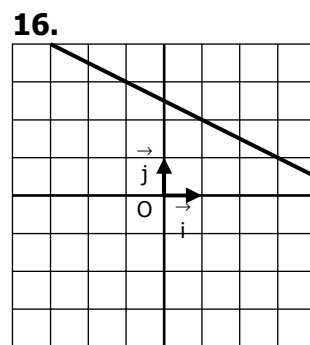
$f: x \mapsto \dots\dots\dots$



$f: x \mapsto \dots\dots\dots$



$f: x \mapsto \dots\dots\dots$



$f: x \mapsto \dots\dots\dots$